



DEVELOPMENT PARAMETERS

APPLICATION SITE AREA	: 696 m ²	(ABOUT)
COVERED AREA	: 446 m ²	(ABOUT)
UNCOVERED AREA	: 250 m ²	(ABOUT)
PLOT RATIO	: 0.64	(ABOUT)
SITE COVERAGE	: 64 %	(ABOUT)
NO. OF STRUCTURE	: 2	
DOMESTIC GFA	: NOT APPLICABLE	
NON-DOMESTIC GFA	: 446 m ²	(ABOUT)
TOTAL GFA	: 446 m ²	(ABOUT)
BUILDING HEIGHT	: 7 m	(ABOUT)
NO. OF STOREY	: 1	

PARKING AND LOADING / UNLOADING PROVISIONS

NO. OF PRIVATE CAR PARKING SPACE	: 1
DIMENSION OF L/UL SPACE	: 5 m (L) x 2.5 m (W)
NO. OF L/UL SPACE FOR LIGHT GOODS VEHICLE	: 1
DIMENSION OF L/UL SPACE	: 7 m (L) x 3.5 m (W)

FIRE SERVICE INSTALLATIONS

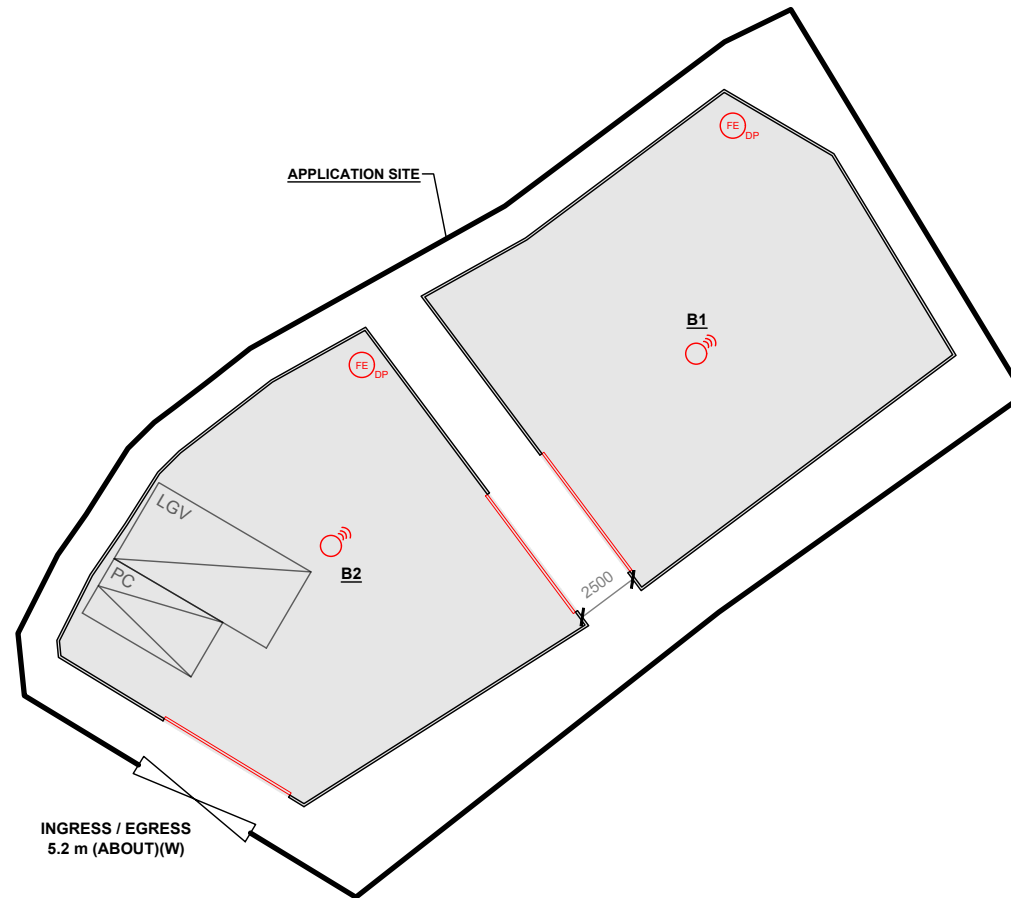
-  STAND-ALONE FIRE DETECTOR
-  4 KG DRY POWDER FIRE EXTINGUISHER

FS NOTES:

- SUFFICIENT STAND-ALONE FIRE DETECTOR SHALL BE PROVIDED THROUGHOUT THE ENTIRE BUILDING IN ACCORDANCE WITH "STAND-ALONE FIRE DETECTOR GENERAL GUIDELINES ON PURCHASE, INSTALLATION & MAINTENANCE [SEP 2021]".
- IN RELATION TO 1) ABOVE, WHERE TWO OR MORE STAND-ALONE FIRE DETECTORS ARE INSTALLED IN AN ENCLOSED STRUCTURE, ALL STAND-ALONE DETECTORS SHALL BE INTERCONNECTED (EITHER WIRED OR WIRELESSLY) SUCH THAT WHEN ONE OF THE STAND-ALONE FIRE DETECTOR IS TRIGGERED, ALL CONNECTED STAND-ALONE FIRE DETECTORS SHALL SOUND AN ALARM SIMULTANEOUSLY.
- PORTABLE HAND-OPERATED APPROVED APPLIANCE SHALL BE PROVIDED AS REQUIRED BY OCCUPANCY.
- ACCESS IS PROVIDED FOR EMERGENCY VEHICLE TO REACH 30m OF ALL PART OF STRUCTURES.






STRUCTURE	USE	COVERED AREA	GFA	BUILDING HEIGHT
B1	WAREHOUSE (EXCLUDING D.G.G.), SITE OFFICE, WASHROOM	223 m ² (ABOUT)	223 m ² (ABOUT)	7 m (ABOUT)(1-STOREY)
B2	WAREHOUSE (EXCLUDING D.G.G.), COVERED L/UL AREA, COVERED PRIVATE CAR PARKING SPACE	223 m ² (ABOUT)	223 m ² (ABOUT)	7 m (ABOUT)(1-STOREY)
TOTAL		446 m ² (ABOUT)	446 m ² (ABOUT)	

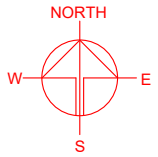
*D.G.G. - DANGEROUS GOODS GODOWN



INGRESS / EGRESS
5.2 m (ABOUT)(W)

LEGEND

-  APPLICATION SITE
-  STRUCTURE
-  PARKING SPACE (PC)
-  LOADING / UNLOADING SPACE (LGV)
-  INGRESS / EGRESS



PLANNING CONSULTANT



PROJECT

PROPOSED TEMPORARY
WAREHOUSE (EXCLUDING
DANGEROUS GOODS GODOWN)
WITH ANCILLARY FACILITIES
AND ASSOCIATED FILLING OF
LAND FOR A PERIOD OF 3
YEARS

SITE LOCATION

LOT 1452 (PART) IN D.D. 107
AND ADJOINING GOVERNMENT
LAND, FUNG KAT HEUNG, YUEN
LONG, NEW TERRITORIES

SCALE

1 : 300 @ A4

DRAWN BY MN DATE 22.10.2025

REVISED BY DATE

APPROVED BY DATE

DWG. TITLE
FSIs PROPOSAL

DWG NO. APPENDIX I VER. 001